

October 03, 2022

## GLOBAL MARKETS

Indices	Closing Level	Change		Performance	
		Value	(%)	MTD (%)	YTD (%)
<b>Global</b>					
S&P 500	3,585.6	(54.9)	(1.5)	NA	(24.8)
Dow Jones Ind. Average	28,725.5	(500.1)	(1.7)	NA	(20.9)
Nasdaq 100	10,971.2	(193.6)	(1.7)	NA	(32.8)
FTSE 100	6,893.8	12.2	0.2	NA	(6.6)
DAX 30	12,114.4	138.8	1.2	NA	(23.7)
CAC 40	5,762.3	85.5	1.5	NA	(19.4)
BIST 100	3,180.0	33.1	1.1	NA	71.2
Nikkei	25,937.2	(484.8)	(1.8)	NA	(9.9)
Hang Seng	17,222.8	57.0	0.3	NA	(26.4)
Shanghai Composite	3,024.4	(16.8)	(0.6)	NA	(16.9)
BSE Sensex	57,426.9	1,017.0	1.8	NA	(1.4)
<b>GCC</b>					
QE Index	12,548.0	(147.2)	(1.2)	NA	9.2
Saudi Arabia (TASI)	11,487.1	81.8	0.7	NA	1.1
UAE (ADX)	9,750.8	NA	NA	NA	14.9
UAE (DFM)	3,339.2	NA	NA	NA	4.5
Kuwait (KSE)	6,922.4	(183.3)	(2.6)	NA	0.9
Oman (MSM)	4,572.8	44.5	1.0	NA	9.7
Bahrain (BAX)	1,881.2	(0.8)	(0.0)	NA	4.7
MSCI GCC	739.7	(0.8)	(0.1)	NA	(0.0)
Dow Jones Islamic	4,516.1	(2.2)	(0.1)	NA	(30.0)
<b>Commodity</b>					
Brent (USD/bbl)	88.0	(0.5)	(0.6)	NA	13.1
WTI (USD/bbl)	79.5	(1.7)	(2.1)	NA	5.7
Natural Gas (USD/mmBTU)	6.8	(0.1)	(1.6)	NA	81.4
Gold Spot (USD/t oz.)	1,662.4	3.9	0.2	NA	(9.0)
Copper (USD/lb)	3.4	0.0	0.1	NA	(22.7)

Source: Refinitiv Eikon

## QATAR MARKET OVERVIEW

GCC Fundamentals	P/E (x)	P/B (x)	Dividend Yield (%)	Value Traded (USD mn)
Qatar All Share	14.2	1.5	3.5	186.2
DSM 20	14.1	1.6	3.6	166.6
Saudi Arabia (TASI)	18.4	2.7	3.0	1,698.2
UAE (ADX)	20.2	2.7	2.1	359.4
UAE (DFM)	9.4	1.1	3.2	78.6
Kuwait (KSE)	12.1	1.6	2.9	222.9
Oman (MSM)	12.3	0.9	4.7	7.2
Bahrain (BAX)	7.1	1.0	0.0	0.7

Source: Refinitiv Eikon

Qatar Trading Activity	Close Price	1D Change Value	1D Change (%)	Performance YTD YoY (%)	Vol. ('000)	P/E TTM
<b>Top Gainers</b>						
AL AHLI BK QAT	4.2	0.2	4.2	14.3	9.2	1.2
QA INTL IS BK	11.1	0.2	2.2	21.0	14.8	771.3
AAMAL HOLDING	1.0	0.0	1.9	(9.0)	(2.6)	617.6
LESHA BANK	1.2	0.0	1.0	(21.4)	(23.7)	1,947.7
DLALA' BROKERA	1.5	0.0	0.4	20.7	(2.6)	155.0
<b>Top Losers</b>						
QLM LIFE	5.2	(0.2)	(4.4)	2.0	6.2	14.0
QA GAS TRANSPO	3.9	(0.2)	(3.9)	19.4	26.7	2,835.4
BARWA REAL EST	3.3	(0.1)	(3.1)	8.8	6.2	4,010.1
ZAD HOLDING	17.5	(0.5)	(2.7)	10.1	16.4	3.0
MANNAI CORP	7.3	(0.2)	(2.3)	53.7	82.5	287.2

Source: Refinitiv Eikon; Note: Prices are in local currency.

## MARKET COMMENTARY

### Global

The S&P 500 closed the books on its steepest September decline in two decades on Friday, skidding across the finish line of a tumultuous quarter fraught with historically hot inflation, rising interest rates and recession fears. The DJIA and the Nasdaq 100 fell 1.7% each while the S&P 500 lost 1.5%.

European shares climbed but saw sharp losses during a quarter marked by rising interest rates and tumbling risk sentiment, with hot inflation data from the region keeping investors on edge. The region wide STOXX 600 index closed up 1.3%.

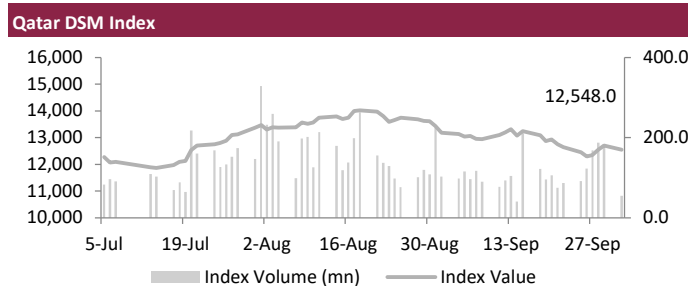
Japanese Nikkei index closed down 1.8% its lowest close since July 1 as the COVID-19 pandemic first rocked markets 2.5 years ago, tracking overnight Wall Street losses. China stocks edged lower ahead of a week-long holiday, tracking overnight Wall Street losses on inflation worries and recession risks, while a subdued factory activity survey also weighed on sentiment.

### GCC

Gulf stock markets ended mixed on Sunday, ahead of an OPEC+ meeting, with the Saudi index rising for a fourth consecutive session, the top OPEC producer in August which flagged the possibility of output cuts to address market volatility, was up 0.7%, led by a 1.5% rise in Al Rajhi Bank. No trading happened in Dubai and Abu Dhabi stock markets as the exchange remained closed.

### Qatar

Qatar benchmark index ended the day 1.2% lower, hit by Medical insurance (-4.4%) and Qatar Gas Transport (-3.9%) were the top losers of the day. Out of the 45 traded stocks, 9 advanced, 34 declined and 2 remained unchanged. Total traded volume in the market was lower than the previous trading session. The Transportation index down 2.8% and the Real Estate index declined 1.9%.



Source: Refinitiv Eikon

QE Sector Indices	Closing Level	1D Change (%)
Banks & Financial Services	5,257.4	(1.0)
Consumer Goods & Services	8,627.3	(0.8)
Industrials	4,450.6	(1.3)
Insurance	2,564.3	(0.9)
Real Estate	1,788.0	(1.9)
Telecoms	1,278.5	0.0
Transportation	4,490.9	(2.8)

Source: Refinitiv Eikon

Qatar Trading Summary	Buy (%)	Sell (%)
Qatari Individuals	42.7	48.4
Qatari Institutions	25.6	17.0
<b>Qatari - Total</b>	<b>68.3</b>	<b>65.5</b>
Foreign Individuals	13.2	11.4
Foreign Institutions	18.5	23.1
<b>Foreign - Total</b>	<b>31.7</b>	<b>34.5</b>

Source: Qatar Exchange

October 03, 2022

## GLOBAL NEWS

- ▶ Consumer spending in the US increased more than expected in August, but persistently high inflation is dampening demand, potentially limiting the expected rebound in economic growth this quarter. (Source: Reuters)
- ▶ Tesla intends to significantly increase global production of its best-selling Model Y and Model 3 electric vehicles in the Q4, and to build on that momentum in 2023 as newer factories in Austin and Berlin ramp up production. (Source: Reuters)
- ▶ For the first time in over a decade, Britain became a net exporter of electricity to Europe in the Q2. From April to June, approximately 5.5 terawatt-hours of British electricity was exported via subsea cables known as interconnectors. (Source: Reuters)
- ▶ Eurozone inflation surpassed forecasts to reach 10.0% in September, a new high that will fuel expectations for another jumbo interest rate hike from the ECB next month. Eurostat data show that price growth in the eurozone's 19 countries accelerated from 9.1% in August. (Source: Reuters)
- ▶ In its monthly report for September, the Japanese government maintained its view that the economy is recovering moderately, but it reiterated its warning about financial market volatility after a sharp decline in the JPY prompted it to intervene to support the currency. (Source: Mainichi)
- ▶ According to the Japanese trade minister, Japan is providing a major US chipmaker with a subsidy of up to JPY 46.6bn (USD 322mn) to support its plan to manufacture advanced memory chips at a Hiroshima factory. (Source: Mainichi)
- ▶ Chinese manufacturers of heating appliances, such as electric blankets and heaters, have seen explosive growth in exports to Europe as the continent enters winter amid an energy crisis and rising natural gas prices, according to industry experts. (Source: China Daily)
- ▶ According to officials, China's factory activity returned to expansion territory in September as production and new orders increased, indicating that the country's economic recovery is gaining traction amid a better COVID-19 situation at home and intensified macroeconomic policy support. (Source: China Daily)
- ▶ Turkey's foreign trade deficit increased 159.9% YoY in August, according to official data released, owing primarily to rising energy prices. In August, the shortfall increased to USD 11.19bn, up from USD 4.3bn in the same month in 2021. (Source: Daily Sabah)

## GCC NEWS

- ▶ Emirates SkyCargo announced the signing of an agreement with United Cargo, which follows the announcement of a new broader historic commercial agreement between two of the world's largest airlines. (Source: Trade Arabia)
- ▶ Emirates Post Group has announced the launch of its new fintech arm, FINTX, at Gitex Global 2022. The new company will showcase to the public its new strategy, services, and future ambitions and intends to transform its existing financial services companies to create a more robust and effective fintech eco-system. (Source: Trade Arabia)
- ▶ The Dubai Metaverse Strategy aims to create 40,000 virtual jobs over the next five years for the city to become one of the top ten global metaverse economies. In addition, the Metaverse Strategy aims to attract over 1000 companies in the important fields of blockchain and metaverse. (Source: Arab News)
- ▶ Johnson Controls, the global leader in smart, healthy, and sustainable buildings, has entered into a strategic agreement with Etihad Esco to

deploy major energy-saving measures across Dubai Municipality facilities in the emirate. (Source: Trade Arabia)

- ▶ The Abu Dhabi Chamber of Commerce and Industry's Board of Directors has formed a new board for the Abu Dhabi Businesswomen Council. The mission of the new board is to help female entrepreneurs improve their skills, introduce them to relevant laws and policies, and teach them how to take advantage of local and federal government initiatives. (Source: Arab News)
  - ▶ Tihama Advertising and Public Relations Co. of Saudi Arabia and WPP of the UK have postponed their agreement to merge their companies and form a Bahrain-based holding group for the second time this year. (Source: Arab News)
  - ▶ Mouwasat Medical Services Co., a Saudi healthcare provider, announced the completion of its acquisition of 51% of Jeddah Doctors Co. for SAR 102mn (USD 27mn). This acquisition's financial impact is expected to be felt in the Q3-22. (Source: Arab News)
  - ▶ Salalah Port intends to attract very large container ships and expand its handling capabilities after the company's board of directors approved the signing of an agreement to lease 10 cranes that will allow the port to deal with these container ships, which can hold more than 14,500 containers. (Source: Times of Oman)
  - ▶ Saudi Arabia's average oil production increased by 20% from the beginning of 2022 to the end of August, according to a government document obtained by Saudi Gazette. The Kingdom's output was around 10.5mn barrels per day, up 1.8mn barrels per day from the same period last year. (Source: Saudi Gazette)
  - ▶ A top official has revealed that sales of telecom towers in Oman and other geographies where majority Omani-government-owned Omantel has a presence through its Zain telecom subsidiary will culminate in the establishment of one of the region's largest telecom tower companies. (Source: Oman Observer)
  - ▶ Standard & Poor's affirmed the Sultanate of Oman's credit rating at (BB-) with a stable outlook, citing financial and economic initiatives and sustainability measures, as well as an increase in oil prices. (Source: Times of Oman)
  - ▶ The Electricity and Water Authority of Bahrain has launched a tendering process to select a qualified contractor to remediate a two-square-kilometer landfill site to prepare the plot for the development and implementation of a solar project with a minimum capacity of 100 MW. (Source: Zawya)
  - ▶ Accedian and Cisco announced that they are assisting Zain Kuwait in automating its network to provide superior B2B customer experiences through increased network visibility and service assurance. Zain Kuwait, the country's leading digital service provider, collaborated with Accedian and Cisco to improve network visibility and insight. (Source: Zawya)
- According to the Credit Suisse Bank's Global Wealth Report, Qatar has the highest per capita wealth in the Arab world, with an average of USD 183,100 per individual. (Source: Arab Times)
- Qatar Investment Authority, Qatar's sovereign wealth fund, will invest EUR 2,427.6mn (USD 2.38bn) in RWE AG to support the company's accelerated Growing Green strategy. RWE AG is a holding company based in Germany. The Company generates, transmits, distributes, and trades electricity and natural gas. (Source: Zawya)
- The Ministry of Labour recognized Qatar Islamic Bank for its Qatarisation efforts in the private sector and for empowering Qatari youth. The award recognized QIB's commitment to Qatarisation and to attracting qualified national talent to work in various areas of the Bank by providing them with the necessary tools. (Source: The Peninsula)

## QATAR NEWS

October 03, 2022

## FX RATES

Currencies	Value	Currencies	Value
EUR/USD	0.9829	USD/QAR	3.6400
USD/JPY	144.7500	EUR/QAR	3.5778
GBP/USD	1.1190	JPY/QAR	0.0251
USD/CHF	0.9868	GBP/QAR	4.0732
USD/CAD	1.3826	CHF/QAR	3.6887
AUD/USD	0.6402	CAD/QAR	2.6327
NZD/USD	0.5594	AUD/QAR	2.3303
USD/INR	81.0090	INR/QAR	0.0449
USD/TRY	18.5000	TRY/QAR	0.1968
USD/ZAR	18.1462	ZAR/QAR	0.2006
USD/BRL	5.4154	BRL/QAR	0.6722

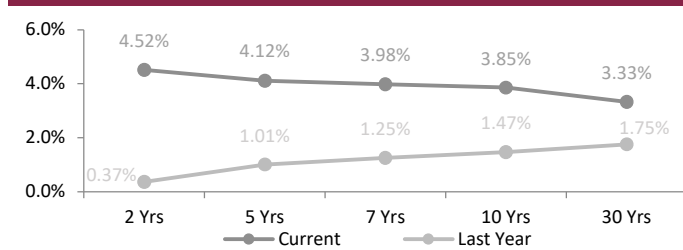
Source: Refinitiv Eikon

## INTERBANK OFFERING & US SWAP RATES

Duration	Overnight	1 Week	1 Month	3 Month	1 Year
LIBOR	3.07	0.08	3.14	3.75	4.78
EURIBOR	(0.65)	0.65	0.68	1.17	2.56
QAIBOR	2.25	2.25	2.35	2.45	2.75
SAIBOR	3.69	3.54	3.69	4.12	5.04
EIBOR	3.13	3.13	3.24	3.56	4.39
BMIBOR	3.87	4.05	4.80	5.00	5.62
KIBOR	1.75	2.44	2.63	2.94	3.56

Source: Refinitiv Eikon

## US Swap Rates



Source: Refinitiv Eikon

## ECONOMIC CALENDAR

Time	Country	Event	Period	Survey	Prior
10:50	France	S&P Global Mfg PMI	Sep	47.8	47.8
10:55	Germany	S&P Global/BME Mfg PMI	Sep	48.3	48.3
11:00	Euro Zone	S&P Global Mfg Final PMI	Sep	48.5	48.5
11:30	UK	S&P GBL/CIPS Mfg PMI FNL	Sep	48.5	48.5
16:30	Canada	S&P Global Mfg PMI SA	Sep	NA	48.7
16:45	US	S&P Global Mfg PMI Final	Sep	NA	51.8
17:00	US	ISM Manufacturing PMI	Sep	52.2	52.8
17:00	US	Construction Spending MoM	Aug	-0.3%	-0.4%
17:00	US	ISM Mfg Prices Paid	Sep	51.9	52.5
18:30	US	6M Bill Auc - TA	3 Oct	NA	47,35,85,39,300

Source: Refinitiv Eikon

## GCC COMPANY RESULTS

Company Name	Revenues (mn)	YoY (%)	QoQ (%)	Net Profit (mn)	YoY (%)	QoQ (%)
Sahara Hospitality Co.	3.3	13.7	1.1	NA	NA	NA

Source: Refinitiv Eikon; Note: All figures are in local currency

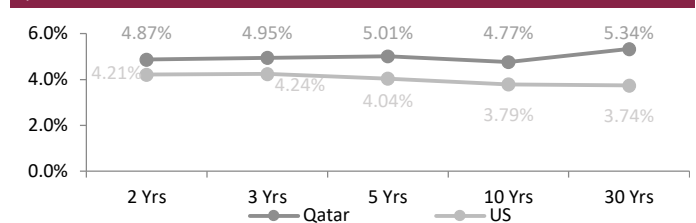
## FX Commentary

The USD edged lower on Friday, as higher-than-expected inflation capped a nasty Q3-22 for world markets. The US Dollar index was down 0.1% at 112.12.

The EUR/USD traded down 0.2% at 0.9799 hit by record high inflation in the euro zone. The GBP/USD traded up 0.4% at 1.1160 after the BoE intervened to calm markets spooked by the government tax cut plans. The USD/JPY traded up 0.2% at 144.75 as Japanese officials stepped in to conduct their first yen buying intervention since 1998 last week. The USD/CNY traded down 0.1% at 7.1135. The USD/CAD went up 1.1% at 1.3826. The risk-sensitive AUD/USD traded down 1.5% at 0.6402 and the NZD/USD traded down 2.3% at 0.5594.

## SOVEREIGN YIELD CURVES & CDS SPREAD

### Qatar vs US Treasuries Yields



Source: Refinitiv Eikon, Investing.com

5 Years CDS	Spread	6M Change	5 Years CDS	Spread	6M Change
US	21.5	8.8	Turkey	785.3	234.9
UK	50.2	35.7	Brazil	305.8	104.1
Germany	22.5	8.4	Egypt	1,301.0	801.8
France	32.5	5.0	Abu Dhabi	58.1	11.7
Italy	178.7	86.1	Bahrain	312.7	8.3
Greece	195.7	69.8	Dubai	127.8	20.3
Russia	12,840.2	9,326.3	Qatar	58.6	8.4
Japan	24.1	5.5	Saudi Arabia	60.1	10.9

Source: Refinitiv Eikon, worldgovernmentbonds.com

October 03, 2022

**QSE MAIN FINANCIAL INDICATORS (as 2nd October 2022)**

Company	Dividend Yield (%)	P/B Ratio (x)	P/E Ratio (x)	EPS (QR)	BV/Share (QR)	Stock Price (QR)	Company
QNB	2.76	1.79	14.57	1.32	10.71	19.64	QNB
Qatar Islamic Bank	2.33	2.28	16.05	1.42	10.47	24.31	المصرف الإسلامي
Comm. Bank of Qatar	2.27	1.17	13.24	0.50	5.95	7.02	البنك التجاري
Doha Bank	3.23	0.51	9.45	0.23	4.60	2.30	بنك الدوحة
Ahli Bank	3.57	1.40	15.48	0.27	2.89	4.17	الاهلي
Intl. Islamic Bank	3.44	1.96	18.28	0.59	5.75	11.14	الدولي
Rayan	4.13	1.58	20.32	0.22	3.20	4.06	الريان
Qatar First Bank (QFC)	0.00	1.28	6.53	0.20	0.72	1.23	الأول QFC
National Leasing	0.00	0.62	1030.00	-0.04	1.35	0.82	الاجارة
Dlala	0.00	1.87	40.56	0.07	1.74	1.49	دلالة
Qatar Oman	1.44	0.78	131.18	0.02	0.93	0.69	قطروعمان
Inma	0.85	2.16	32.47	0.11	2.57	5.72	إنماء
<b>Banks &amp; Financial Services</b>	<b>2.84</b>	<b>1.66</b>	<b>15.41</b>	<b>0.69</b>	<b>4.73</b>		<b>البنوك والخدمات المالية</b>
Zad Holding Company	3.44	3.49	26.36	0.69	5.60	17.51	زاد
Qatar German Co. Med	0.00	6.28	160.73	0.01	0.28	1.86	الطبية
Salam International	0.00	0.59	18.39	0.05	1.36	0.81	السلام
Medicare	3.62	1.91	23.17	0.28	3.66	6.83	الرعاية
Cinema	1.87	1.46	80.92	0.03	2.24	3.20	السينما
Qatar Fuel	4.05	2.11	18.38	0.98	9.09	18.75	قطر للوقود
Widam	0.00	1.81	0.00	-0.37	1.54	2.76	ودام
Mannai Corp.	4.01	1.60	28.21	0.61	4.81	7.30	مجمع المناعي
Al Meera	5.02	2.41	19.23	0.98	7.75	17.83	الميرة
Baladna	3.19	1.40	32.64	0.07	1.19	1.63	بلدنا
<b>Consumer Goods &amp; Services</b>	<b>3.83</b>	<b>1.95</b>	<b>20.68</b>	<b>0.34</b>	<b>3.50</b>		<b>الخدمات والسلع الاستهلاكية</b>
Ind. Manf. Co.	3.51	0.94	9.77	0.29	3.57	3.42	التحويلية
National Cement Co.	6.51	1.01	12.45	0.34	4.67	4.60	الاسمنت
Industries Qatar	5.92	2.58	10.07	1.34	6.53	16.61	صناعات قطر
The Investors	0.00	1.51	30.52	0.03	0.92	1.92	المستثمرين
Electricity & Water	4.57	1.44	14.03	1.33	10.74	17.45	كهرباء وماء
Aamal	5.17	0.81	18.71	0.05	1.25	0.99	أعمال
Gulf International	0.00	1.00	15.43	0.03	1.75	1.85	الخليج الدولية
Mesaieed	4.68	1.74	14.60	0.15	1.36	2.31	مسعيد
Investment Holding	0.00	1.51	30.52	0.03	0.92	1.92	استثمار القابضة
QAMCO	4.83	1.41	7.96	0.15	1.14	1.65	قامكو
<b>Industrials</b>	<b>5.27</b>	<b>1.89</b>	<b>11.28</b>	<b>0.37</b>	<b>2.63</b>		<b>الصناعات</b>
Qatar Insurance	4.26	0.75	13.02	0.16	3.40	2.35	قطر
Doha Insurance	5.78	0.87	10.93	0.15	2.38	2.03	الدوحة
General Insurance	0.00	0.32	22.93	0.11	5.86	1.86	العامه
Alkhaleej Takaful	2.31	1.52	20.53	0.16	2.07	3.22	الخليج التكافلي
Islamic Insurance	4.49	3.14	13.08	0.57	2.83	8.70	الإسلامية
QLM	4.08	3.38	19.03	0.30	1.77	5.15	كيو إل إم
<b>Insurance</b>	<b>4.26</b>	<b>0.87</b>	<b>13.66</b>	<b>0.22</b>	<b>2.47</b>		<b>التأمين</b>
United Dev. Company	3.84	0.46	14.12	0.09	3.11	1.43	المتحدة للتنمية
Barwa	5.09	0.63	11.59	0.29	5.36	3.33	بروة
Ezdan Holding	0.00	0.99	216.84	0.00	1.22	1.24	إزدان القابضة
Mazaya	0.00	0.93	0.00	-0.21	0.85	0.81	مزايا
<b>Real Estate</b>	<b>3.75</b>	<b>0.60</b>	<b>14.70</b>	<b>0.04</b>	<b>1.86</b>		<b>العقارات</b>
Ooredoo	3.37	1.20	11.52	0.01	6.63	8.92	Ooredoo
Vodafone Qatar	3.88	1.43	15.89	0.08	1.09	1.54	فودافون قطر
<b>Telecoms</b>	<b>3.50</b>	<b>1.36</b>	<b>12.35</b>	<b>0.19</b>	<b>3.47</b>		<b>الاتصالات</b>
Qatar Navigation	2.97	0.73	12.22	0.64	12.96	9.97	الملاحة
Gulf warehousing Co	2.27	1.20	10.91	0.38	3.53	4.31	مخازن
Nakilat	2.93	2.18	15.08	0.24	1.58	3.94	ناقلات
<b>Transportation</b>	<b>2.91</b>	<b>1.31</b>	<b>13.94</b>	<b>0.32</b>	<b>3.52</b>		<b>النقل</b>
<b>Market</b>	<b>2.73</b>	<b>2.17</b>	<b>18.77</b>	<b>0.31</b>	<b>2.71</b>		

Source: Refinitiv Eikon; Note: The above-mentioned indicators were calculated according to the latest reliable financial data.

**DISCLAIMER**

It is understood that any opinions expressed by Commercial Bank Financial Services or its affiliates as to the commentary, market information, and future direction of prices of specific securities reflects the views of the individual analyst who issued them, and not necessarily represent the views of Commercial Bank Financial Services or its affiliates in any way. In no event shall CBFS or its affiliates have any liability for any direct or indirect losses incurred in connection with any decision made, action or inaction taken by any party in reliance upon the information provided in this materials or for any delays, inaccuracies, errors in, or omissions of the said information.